

OMGA®
WOOD be nice.




RAS 900
RAS 1250

Radial Arm Saws



RAS **1250**

Heavy duty line with solid steel structure and cast iron arm. The cutting unit slides on easy interchangeable slides by 8 bearings. Front raise and fall of the arm is standard on RAS 1250.






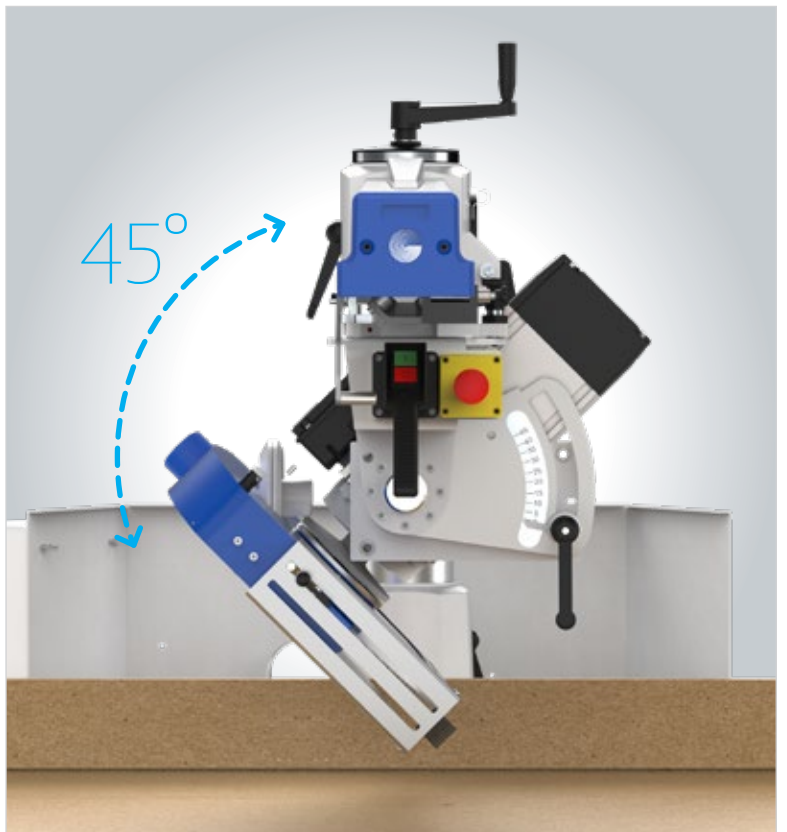
RAS 900
RAS 1250:
HEAVY DUTY

RAS **900**

Sound proof blade guard for total protection.

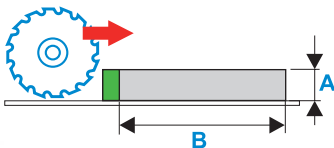
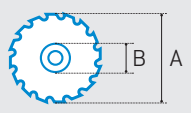






Self centering locking devices for both arm rotation (+45° -45°) and motor angle position (45° on L.H.S.)



Strong automatic head reversal to rest position.



		RAS 900	RAS 1250
	mm	A = 125 B = 825	A = 125 B = 1170
	mm RPM	A = 400 B = 30 3000	A = 400 B = 30 3000
	kW	5.5	5.5
	Ø	100 mm	100 mm
	Kg	298 311	344 380
	L x W x H mm	L = 1630 W = 765 H = 1245	L = 2460 W = 765 H = 1245

DIERREGI srl
Via della Scienza 5
41012 Carpi (MO) - ITALY
Tel. +39 059 803 0103
Fax: +39 059 803 0113
omga@omga.it
www.omga.it

2900204608.00 - EN