



**OMGA**<sup>®</sup>  
WOOD be nice.



T50 350  
T53 370

---

Precision mitre saws



T50 **350**

Precision mitre saws with rotating table and selfcentering locking for the main angles 90°, 45°, 30°, 22°, 30', 15°, 10° right and left; manual locking for all the other intermediate angles, with reading on the scale. The main characteristics of these mitre saws: structure in cast iron, motor of 2.2 kW with transmission by belt and blade of ø 350 mm. (ø 370 mm. on the model T 53), they ensure an absolute strength and a large cutting capacity.

The model **T53 370** differentiates by the model **T50 350** for the possibility to tilt the head on the vertical axis up to 45°, arriving

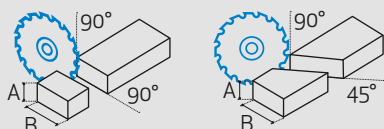
therefore to perform compound angle cuts to any possible angle. Both models can be equipped with a wide accessories range.

The whole line is also available without CE standard. In CE version the machines are equipped with all the devices requested by this standard.

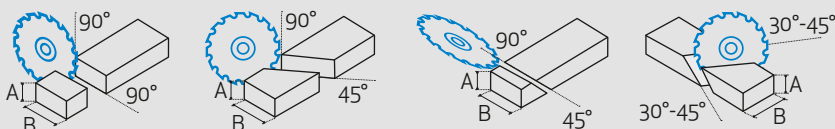
The version "OP" has been created as a separate model, including the machine in "CE" version with oilpneumatic downstroke, with two hand control for the downstroke of the head, two pneumatic horizontal clamps in cycle with the cutting action, cabinet, side extensions.

## TYPES OF CUT

### T50 **350**



### T53 **370**



T50 350  
T53 370:  
**ABSOLUTE  
STRENGTH**



T53 **370**



OPTIONAL (T50 350 - T53 370)



Dust collecting cabinet



Double horizontal clamps:  
45° mechanical with foot-pedal  
45° pneumatic with foot-pedal  
90° pneumatic with lever



Quick swivelling with pneum. locking



Pneumatic horizontal clamp  
Pneumatic vertical clamp



Oil-pneumatic feed of head

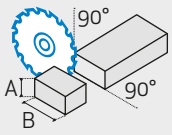
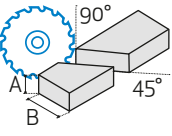
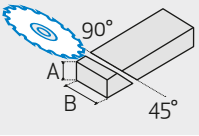
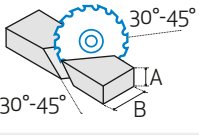
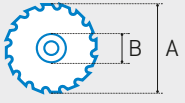


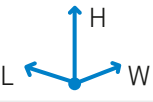





Set of scaled tables - Support to join scaled tables to cabinet - Nylon flip-over stop - Plexi flip-over stop



**OMGA**<sup>®</sup>  
WOOD be nice.



		T50 350	T53 370
	mm	A = 110 B = 130	A = 110 B = 185
	mm	A = 110 B = 92	A = 110 B = 130
	mm	-	A = 50 B = 160
	mm	-	A = 15 B = 120
	mm RPM	A = Ø 350 B = Ø 30 3000 n/1'	A = Ø 370 B = Ø 30 3000 n/1'
	kW	n°1 x 2,2 Extra 3,0	n°1 x 3,0
	Ø	80	80
	L x W x H mm	L = 580 W = 600 H = 765	L = 600 W = 741 H = 827
	N	N = 900	N = 1100
	N	N = 1040	N = 1450
	L x W x H mm	L = 640 W = 740 H = 650	L = 790 W = 790 H = 770

**DIERREGI srl**  
Via della Scienza 5  
41012 Carpi (MO) - ITALY  
Tel. +39 059 803 0103  
Fax: +39 059 803 0113  
omga@omga.it  
**www.omga.it**